

# Animal Talk!

woof!

Moo!

oink!

Neigh!


Quack!

Baa!


Book created by Judy Bonzer  
Words by Janet Collins  
Graphics by DJ Inkers  
August 2009

By \_\_\_\_\_


Moo!



woof!



Neigh!




Cow goes "Moo".  
Horse goes "Neigh".

1.

Dog goes "Woof".  
That's what they say.



2.

*Tweet!*



*Oink!*

*Mew!*



Bird goes "Tweet".  
Cat goes "Mew".

3.

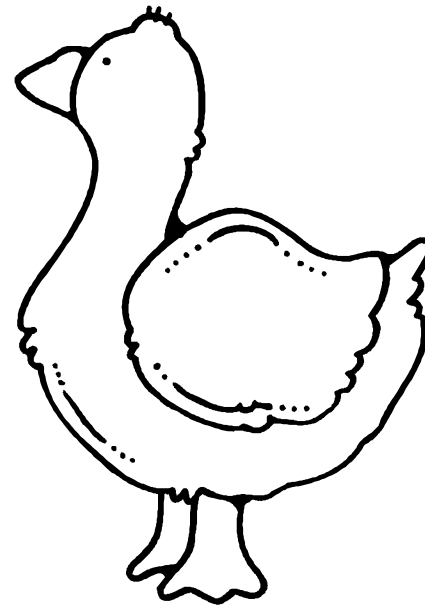
Pig goes "Oink".  
That's what they do.

4.


**Quack!**



**Honk!**



**Squeak!**




Duck goes "Quack".  
Mouse goes "Squeak".

5.


Goose goes "Honk".  
That's how they speak.

6.


Squawk!



Baa!



Peep!



Chick goes "Peep".  
Gull goes "Squawk".

7.

Sheep goes "Baa".  
That's how they talk!

8.

Directions:

Fold each page in half with the writing to the outside.

Slip the numbered pages in order inside the cover page with the folded edge to the outside or right side of the book. Staple the pages together on the left side. Having the pages folded instead of cut apart makes them sturdier. Also, you can print the cover page on cardstock to make the book last longer.

Enjoy!

This document was created with Win2PDF available at <http://www.win2pdf.com>.  
The unregistered version of Win2PDF is for evaluation or non-commercial use only.  
This page will not be added after purchasing Win2PDF.