


Welcome

At the Zoo




Book created by Judy Bonzer

By _____




At the zoo, you might
see giraffes and some
babies, too.

1.




At the zoo, you might
see hippos and a
baby or two.

2.




At the zoo, you might
see elephants and some
babies, too.

3.




At the zoo, you might
see lions and a
baby or two.

4.



At the zoo, you might
see zebras and some
babies, too.

5.



At the zoo, you might
see alligators and a
baby or two.

6.



At the zoo, you might
see monkeys and some
babies, too.

7.

At the zoo, you might
see _____ and a
baby or two.

8.

Directions:

Fold each page in half with the writing to the outside.

Slip the numbered pages in order inside the cover page with the folded edge to the outside or right side of the book. Staple the pages together on the left side. Having the pages folded instead of cut apart makes them sturdier. Also, you can print the cover page on cardstock to make the book last longer. Have students fill in the blank and illustrate the last page. Enjoy!

This document was created with Win2PDF available at <http://www.win2pdf.com>.
The unregistered version of Win2PDF is for evaluation or non-commercial use only.
This page will not be added after purchasing Win2PDF.