



Brown Bear, Brown Bear



Made by Mrs. Bonzer
Graphics by DLTK


By _____

Brown Bear, Brown Bear
what do you see?




I see a red bird
looking at me.
1.

Red bird, red bird
what do you see?



I see a yellow duck
looking at me.
2.


Yellow duck, yellow duck,
what do you see?



I see a blue horse
looking at me.

3.


Blue horse, blue horse
what do you see?



I see a green frog
looking at me.

4.


Green frog, green frog
what do you see?



I see a purple cat
looking at me.

5.

Purple cat, purple cat
what do you see?



I see a white dog
looking at me.

6.


White dog, white dog
what do you see?



I see a black sheep
looking at me.

7.


Black sheep, black sheep
what do you see?



I see a gold fish
looking at me.

8.

Gold fish, gold fish
what do you see?



I see children
looking at me.
9.

Children, children
what do you see?



10.

We see a

looking at us.

11.

Directions:

Fold each page in half with the writing to the outside.

Slip the numbered pages in order inside the cover page with the folded edge to the outside or right side of the book. Staple the pages together on the left side. Having the pages folded instead of cut apart makes them sturdier. Also, you can print the cover page on cardstock to make the book last longer. Have students answer the fill in the blanks and illustrate the last page. Enjoy!

This document was created with Win2PDF available at <http://www.win2pdf.com>.
The unregistered version of Win2PDF is for evaluation or non-commercial use only.
This page will not be added after purchasing Win2PDF.