


Down on the


Farm



*Graphics by DJ Inkers*  
Book created by Judy Bonzer  
July 2009

By \_\_\_\_\_


Down on the farm...



I see a cow in the grass  
chewing its cud.

1.


Down on the farm ...



I see a pig in the puddle  
rolling in the mud.

2.


Down on the farm ...



I see the horse in the pasture  
standing very still.

3.

Down on the farm ...



I see the sheep by the fence  
way up on the hill.

4.


Down on the farm ...



I see the rooster by the  
haystack taking a needed rest.

5.


Down on the farm ...



I see the chicken in the hen  
house sitting on her nest.

6.


Down on the farm ...



I see the dog in the yard  
running all around.

7.

Down on the farm ...



I see the goat by the spider  
that is crawling on the ground.

8.

Down on the farm ...

I see \_\_\_\_\_

\_\_\_\_\_.

9.

Directions:

Fold each page in half with the writing to the outside.

Slip the numbered pages in order inside the cover page with the folded edge to the outside or right side of the book. Staple the pages together on the left side. Having the pages folded instead of cut apart makes them sturdier. Also, you can print the cover page on cardstock to make the book last longer. Have students color the black and white pictures. They can add illustrations to each page. I added the last page if you want to include it in their books.

Enjoy!

This document was created with Win2PDF available at <http://www.win2pdf.com>.  
The unregistered version of Win2PDF is for evaluation or non-commercial use only.  
This page will not be added after purchasing Win2PDF.