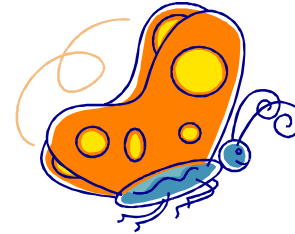



Incredible


Insects!



butterfly



dragonfly



grasshopper




ladybug



fly



Book created by Judy Bonzer
Graphics from Microsoft clip art
& web clip art.
March 2009



bumblebee

caterpillar




By _____



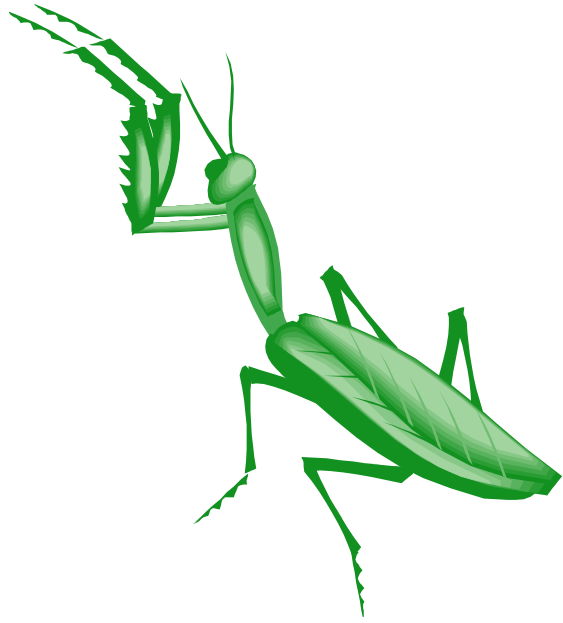
Insects have an outer covering called an exoskeleton.

1.



Insects have 3 body parts. They are the head, thorax, and abdomen.

2.



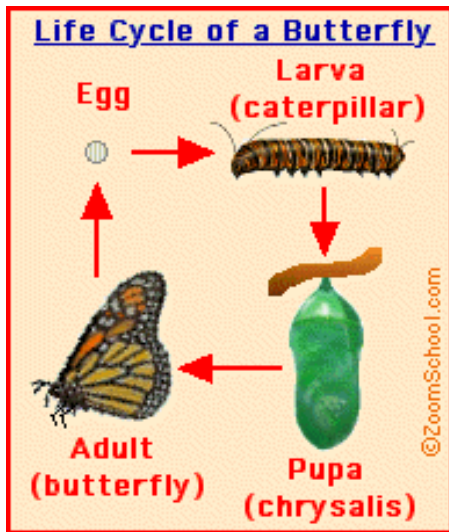
Insects have 6 jointed legs.

3.



Most insects have 2 pair of wings
and a pair of antennae.

4.



Insects go through *Metamorphosis* which means change.

5.

Draw your favorite insect.

6.

Directions:

Fold each page in half with the writing to the outside.

Slip the numbered pages in order inside the cover page with the folded edge to the outside or right side of the book. Staple the pages together on the left side. Having the pages folded instead of cut apart makes them sturdier. Also, you can print the cover page on cardstock to make the book last longer. Have students add a picture of their favorite insect on the last page.

Enjoy!

This document was created with Win2PDF available at <http://www.win2pdf.com>.
The unregistered version of Win2PDF is for evaluation or non-commercial use only.
This page will not be added after purchasing Win2PDF.